



**4-channel Bipolar  
Picoammeter with Analog  
Monitors and Bias Voltage**



**AH501D**

- **High-resolution bipolar picoammeter with 4-channel simultaneous inputs, analog voltage monitors and an integrated bias voltage source**
  - **Designed as the turnkey solution for photon BPM systems as diamond detectors, ion chambers and blade gap-monitors**
- **Three full-scale ranges at  $\pm 2.5$  mA,  $\pm 2.5$  nA and Ethernet connectivity**

**FEATURES**

- **From  $\pm 2.5$  nA to  $\pm 2.5$  mA full-scale current range**
- **Up to 26 kHz sampling frequency**
- **24-bit ADC conversion**
- **Analog voltage monitors**
- **Integrated low-noise Bias voltage source (up to 30 V)**
- **Less than 150 fA<sub>RMS</sub> noise**
- **4-channel simultaneous sampling**
- **Ethernet 10/100 Mbit/s connectivity**
- **Trigger Input**
- **Oscilloscope software available**

**APPLICATIONS**

- **Beam Position Monitoring**
- **Ion Chambers Readout**
- **Ultra-low Current Measurements**
- **Diamond Detector Readout**
- **Radiation Monitoring**

**AH501D.** The AH501D is a 4-channel low noise and fast sampling rate bipolar picoammeter with an integrated bias voltage source and voltage analog monitors. It is composed by a transimpedance input stage for current sensing combined with a buffered output voltage circuit that allows users to monitor the input current behavior and level with a simple oscilloscope or a tester.

This device performs bipolar current measurements from  $\pm 2.5$  nA (with a resolution of 300 aA) up to  $\pm 2.5$  mA (resolution of 300 pA) with a minimum sampling period of 38.4  $\mu$ A (equivalent to 26 kHz, for 1 channel and a 16-bit resolution).

The simultaneous sampling of the 4 independent channels makes this instrument ideal for beam position monitoring applications or multichannel acquisition.





The presence of an internal low-noise (0.003 % of full scale) voltage source, ranging from 0 to 30 V, makes it extremely useful when using blade gap-monitors or diamond detectors needing a bias potential in order to increase the signal intensity and thus the signal-to-noise ratio. This built-in bias voltage source signal is available on a BNC connector and can also be set to a high-impedance state.

The AH501D is housed in a light and extremely compact box that can be placed close to the signal sources in order to reduce cable lengths and to minimize possible noise pick-up on the biasing and measuring signal paths.

Low temperature drifts, good linearity and very low noise levels enable users to perform very high precision current measurements.

### About Us

CAEN ELS is a leading company in the design of power supplies and state-of-the-art complete electronic systems for the Physics research world, having its main focus on dedicated solutions for the particle accelerator community and high-end industrial applications.

-  Power Supply Systems
-  Precision Current Measurements
-  Beamline Electronics Instrumentation
-  FMC and MicroTCA

### CAEN ELS s.r.l.

SS14 km 163.5 in Area Science Park  
34149 - loc. Basovizza - Trieste  
Italy

Registered Office:  
via Vetraria 11  
55049 - Viareggio (LU)  
Italy

info@caenels.com  
www.caenels.com

### 10/100 Mbit Ethernet



### Oscilloscope



42



155

165

The AH501D picoammeter has an Ethernet 10/100 communication interface (TCP-IP and UDP) that allows easy instrument control with several programming languages and operating systems.

The AH501D has an external TRIGGER/GATE input signal on a coaxial LEMO connector in order

to synchronize the acquisition of the picoammeter with external events (e.g. laser triggering).

Furthermore, as for the other members of the CAEN ELS picoammeter family, digital samples can be transferred either using ASCII format or RAW binary data format for fast data transmission.

### Technical Specifications

### AH501D

<b>Input Channels</b>	4
<b>Current Measuring Range</b>	from $\pm 2.5$ nA to $\pm 2.5$ mA
<b>Voltage Monitors</b>	Yes ( $\pm 5$ V)
<b>Current Polarity</b>	Bipolar
<b>Data rate</b>	up to 26 ksamples/s
<b>Resolution</b>	16- or 24-bit
<b>Noise (@RNG2, CIN = 5pF) - maximum</b>	150 fA <sub>RMS</sub>
<b>Communication Interface</b>	Ethernet 10/100 TCP/IP or UDP
<b>I/O Signal</b>	TRIGGER/GATE input, CONV output
<b>Supply Voltage</b>	from $\pm 6$ V to $\pm 15$ V
<b>Bias Voltage Output</b>	0 to 30 V
<b>Bias Voltage RMS Noise</b>	0.003 %
<b>Dimensions</b>	155 x 165 x 42 mm
<b>Weight</b>	500 g
<b>Input Connectors</b>	BNC
<b>Voltage Monitor Connectors</b>	LEMO
<b>Status Indicators</b>	5 LEDs



AH501D - Rear View